

# Experiential Learning Tutorials

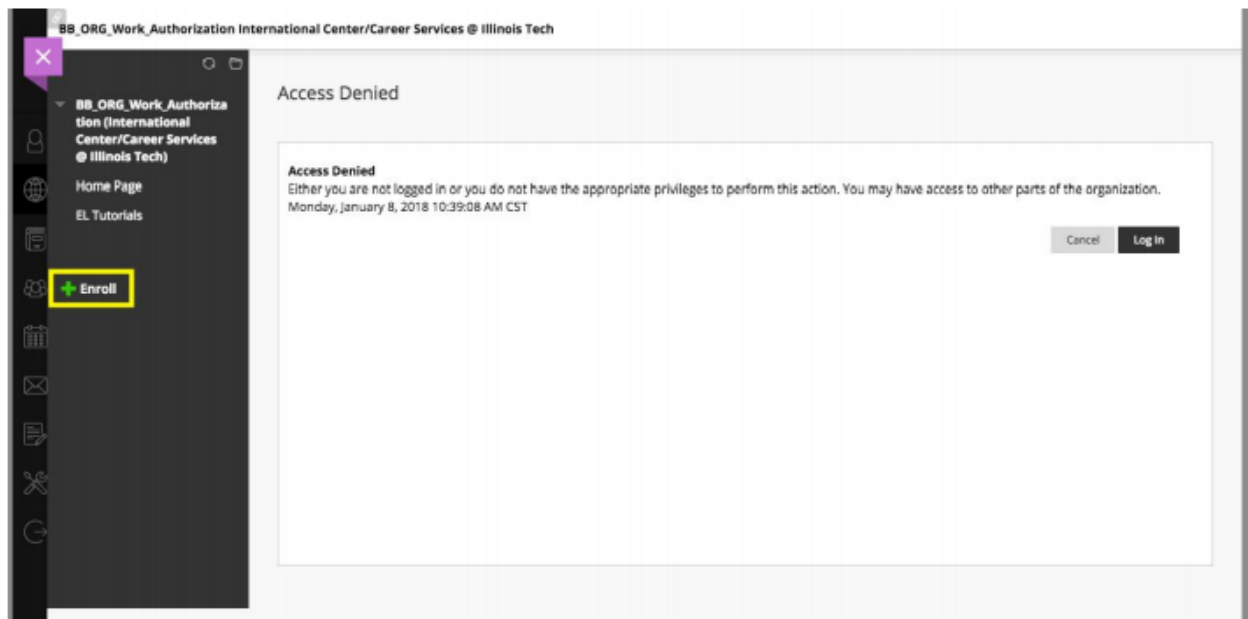
## Blackboard Registration Instructions

To take the EL Tutorial students must join the International Center/Career Services Blackboard Organization through their Blackboard account.

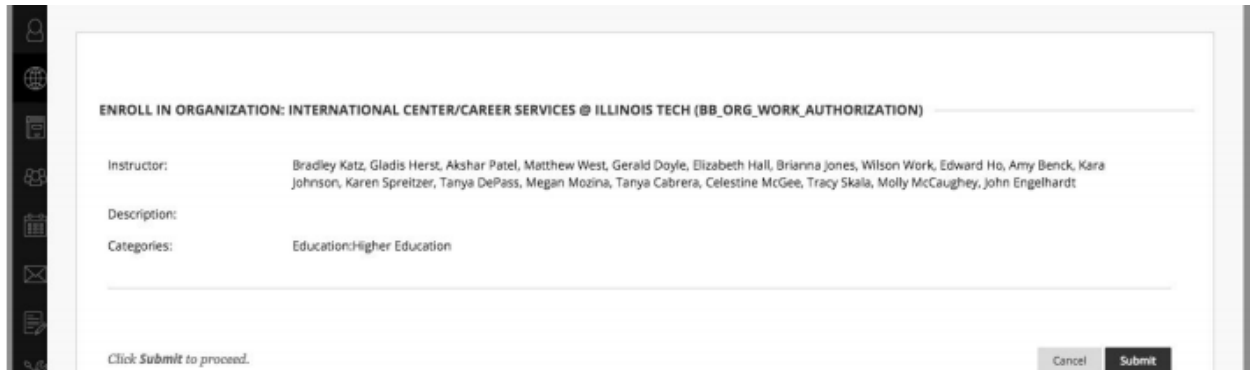
1. Visit: <https://bit.ly/2qkV7bU>
2. Login to Blackboard using MyIIT credentials
3. Click on “Click here to enroll”



4. Click “Enroll” on the left hand sidebar

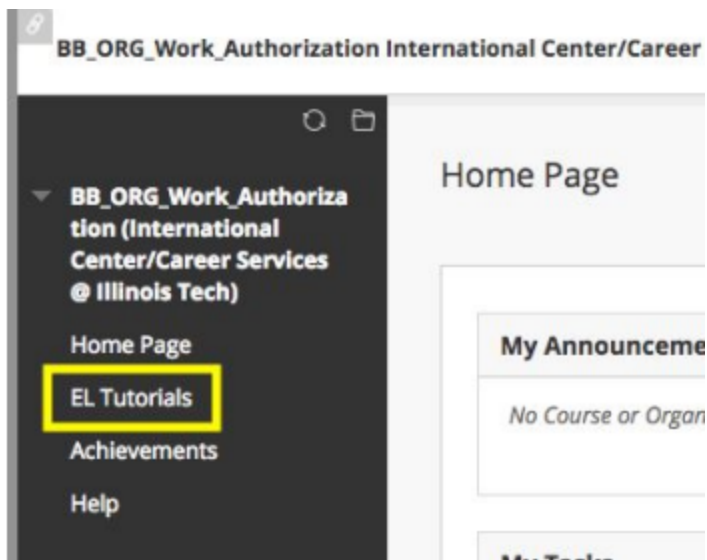


5. Select **“Submit”** to self enroll into the International Center/Career Services Blackboard Organization



6. Click **“Ok”** after successfully enrolling into the organization

7. Find the **“EL Tutorials”** on the left



**Alternate method if the above doesn't work:**

1. Sign into Blackboard from your MyIIT Account.
2. Click on 'Organizations' in the left-hand navigation bar
3. Click on 'Organization Catalog' in the upper right-hand corner
4. Using the Search bar, Search 'International' and click 'Go'
5. Click 'BB\_ORG\_Work\_Authorization'
6. You may get a note that Access is Denied at this point. If that is the case, you'll see an 'Enroll' button with a green plus sign like as is show in point #4 in the main instructions above. Click that to get started.