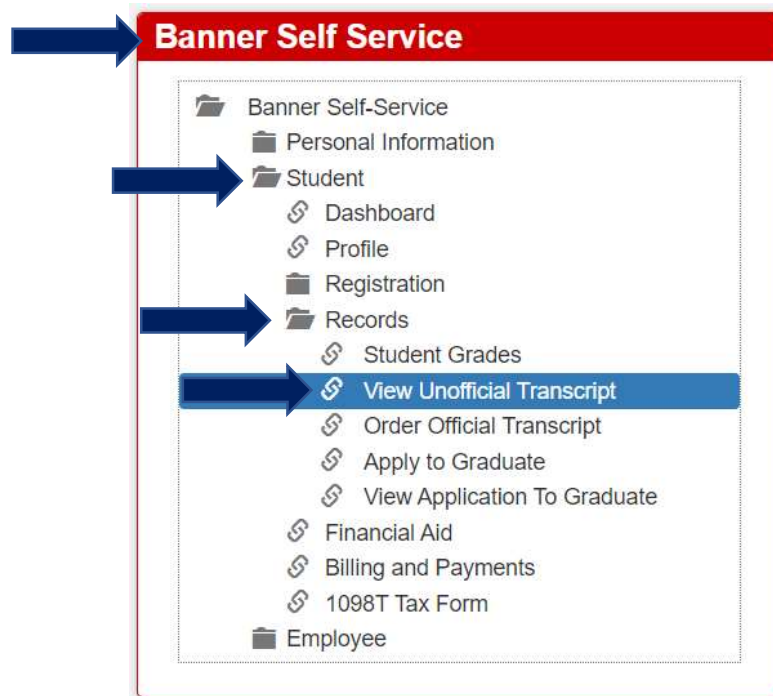
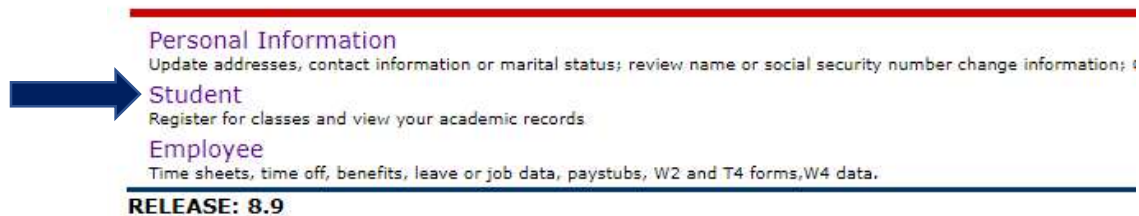


## How to Access Unofficial Transcript

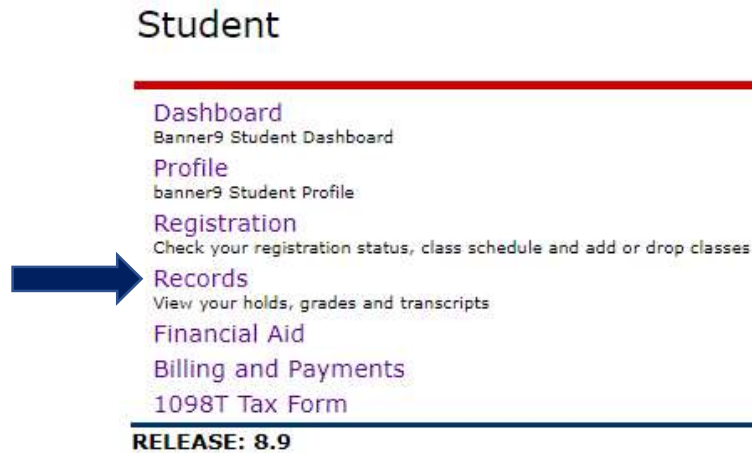
- For a copy of your unofficial transcript please log in to myIIT portal.
- Go the Academics tab and go to Banner Self Service on the upper right side of the page.
- Click on student, click on records and click on view unofficial transcript.



- Click on student  
Main Menu



- Click on Records



- Click on View Unofficial Transcript



- Select “all levels” for Transcript level and select “internal transcript” for Transcript type. Click on submit.

### Academic Transcript Options

Click submit to view your unofficial transcript. Select the link below to request an official transcript.

Transcript Level:

Transcript Type:

- Click ctrl+p (Note: click ctrl+A to select all, if only the first page prints).
- In the drop-down section where you can choose the printer, choose PDF.
- Choose where you want to save the PDF and click save.