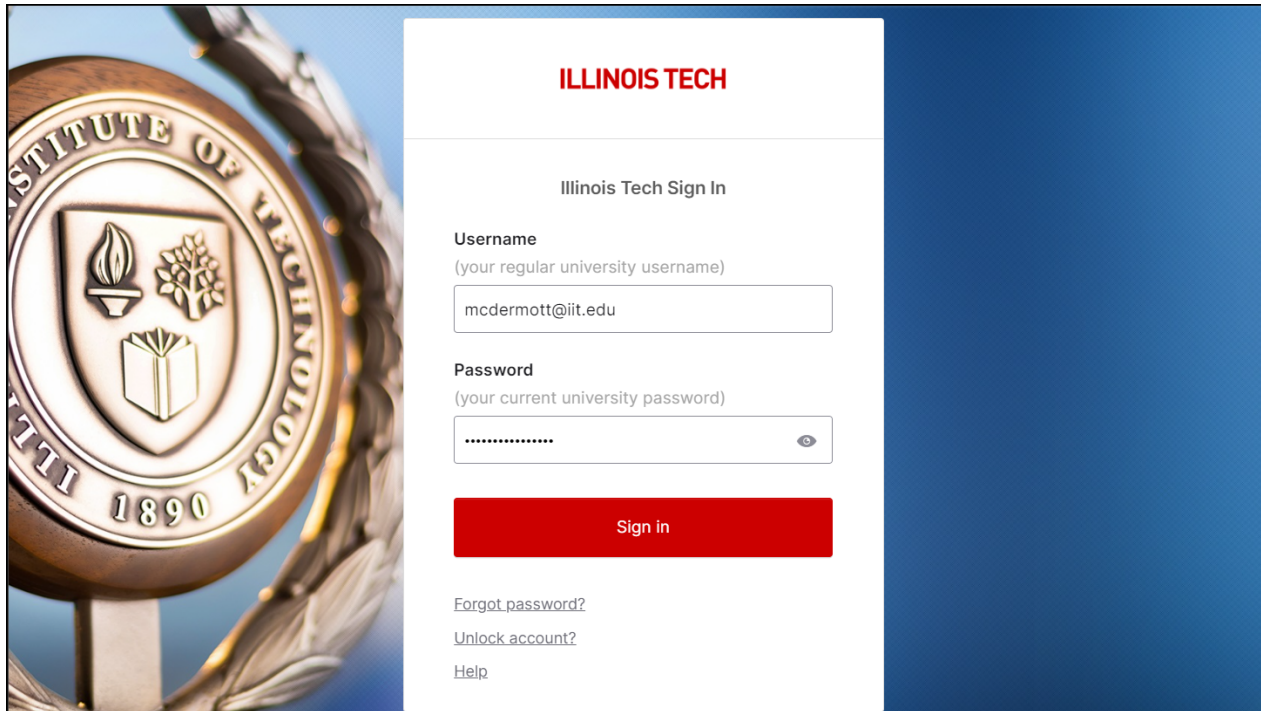
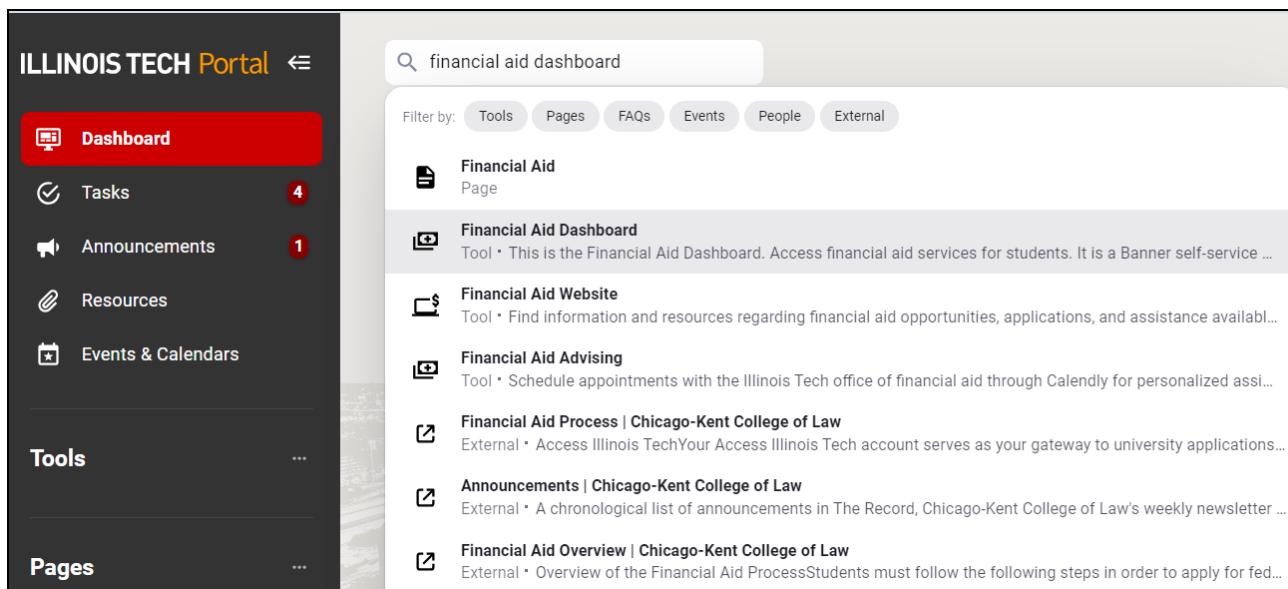


# Accessing Loan Forms in Financial Aid Dashboard

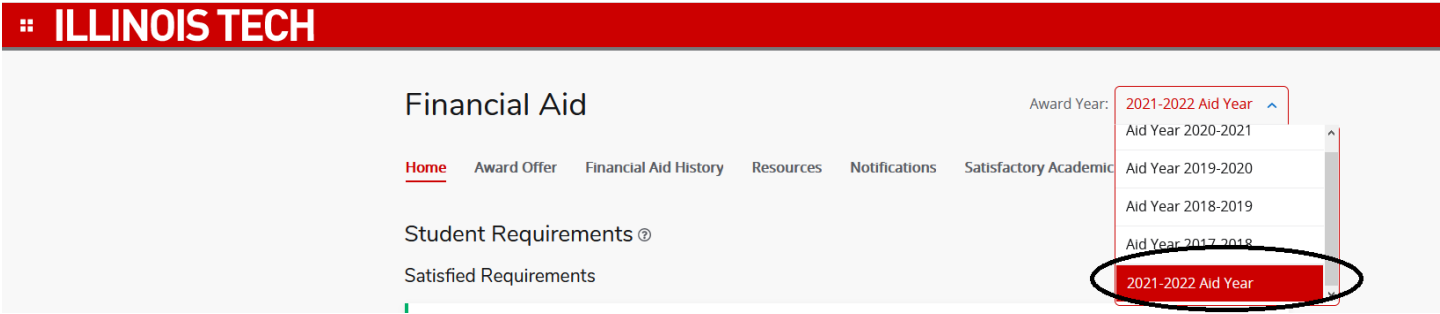
1. Sign in to the Illinois Tech Portal ([portal.iit.edu](http://portal.iit.edu)) using your UID and Password
  - a. Students receive their portal login information via email from the Office of Admissions or in person at student orientation. If you have forgotten your password, please use the "Forgot Password" link, which is located immediately below the login button.



2. Type "Financial Aid Dashboard" in the search bar and click on the Tool.



3. Select the correct aid year from the top right drop down.



4. On the “Home” tab, you can view General Links at the bottom of the page.

A screenshot of the "General Links" section in the Financial Aid portal. The links listed are: "Main Campus Financial Aid Office (Mies Campus)", "Downtown Financial Aid Office (Conviser Law Center)", "Federal Student Aid", "Title IV Authorization Form", "Illinois Residency Verification (Mies Campus)", "Graduate Cost of Attendance Adjustment (Mies Campus)", "Loan Adjustment Form (Mies Campus)", "PLUS Loan Request Form (Mies Campus)", and "Estimated Cost Worksheet (Conviser Law Center)".

For graduate students to adjust Cost of Attendance.

For students to request an adjustment to their current year loans.

For graduate students to request a Graduate PLUS Loan ([PLUS Application required](#))

- 5. All forms are completed via the DocuSign platform.
- 6. After all signers have completed their steps, the form will update in your portal as “Needs Review” after 2-3 business days.
- 7. Our team will take the necessary action and email your Hawk email with updates

**Questions? Contact the Office of Financial Aid.**

**PHONE** 312.567.7219 or 866.901.1866 (toll free)

**FAX** 312.567.3982

**EMAIL** [finaid@iit.edu](mailto:finaid@iit.edu)

**SET UP A VIRTUAL APPOINTMENT:** <https://calendly.com/illinoistechfa/counseling>