

# INTRODUCTION TO CAMPUS TECHNOLOGY

**Fall 2025**

Office of Technology Services

<https://iit.edu/ots>

# IllinoisTech Personal IDs

## 1. Unified ID (U-ID) **jdoe01**

- a.k.a. your login
- Personal username used to access most university systems.

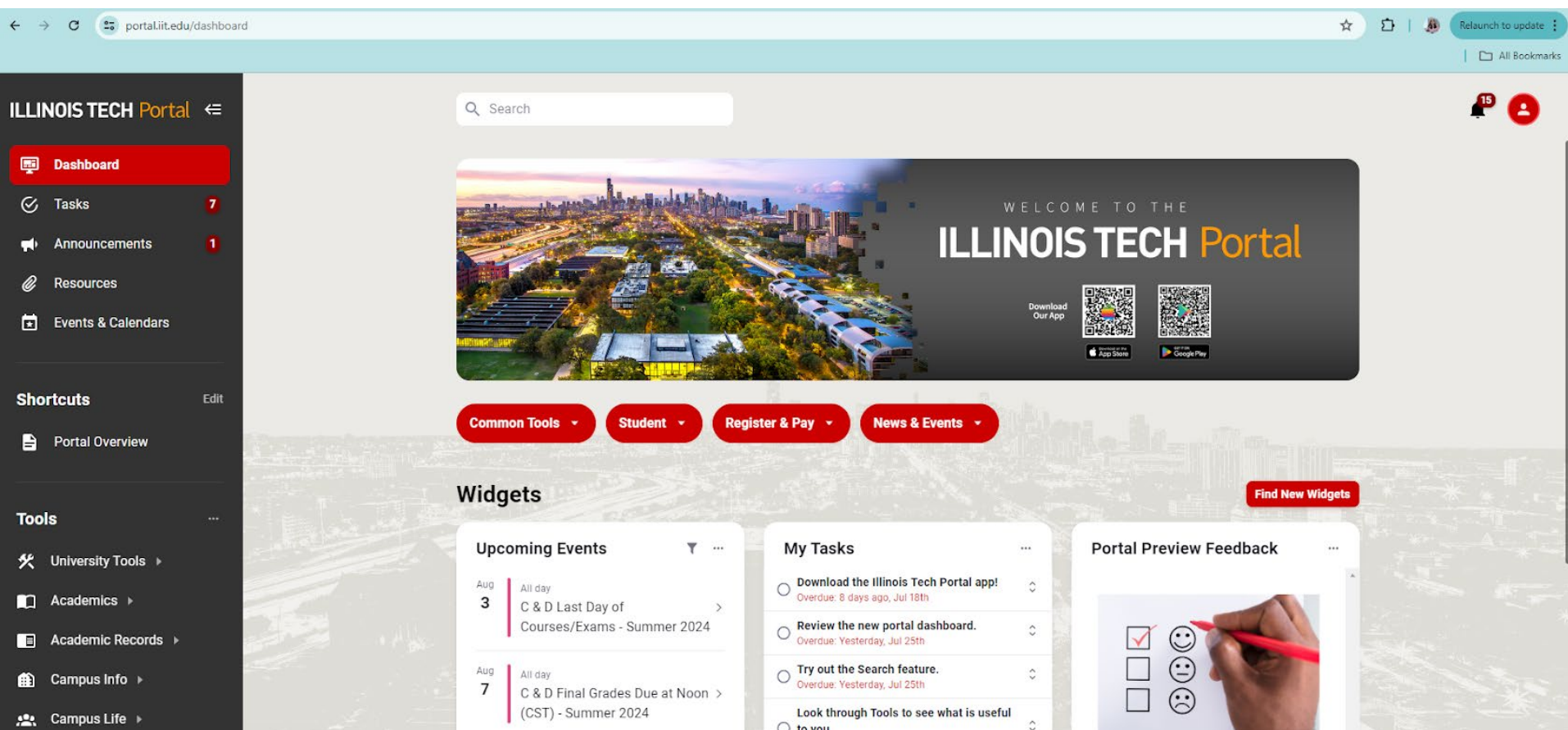
## 2. Banner CWID **A20000010**

- Personal ID number
- Refer to your HawkCard or Portal
- a.k.a. your “A number” or “student ID”



# ILLINOIS TECH Portal

<https://portal.iit.edu>



The screenshot displays the Illinois Tech Portal dashboard. At the top, a browser address bar shows the URL [portal.iit.edu/dashboard](https://portal.iit.edu/dashboard). The dashboard features a dark sidebar on the left with navigation links: Dashboard (highlighted), Tasks (7), Announcements (1), Resources, and Events & Calendars. Below these are sections for Shortcuts (Portal Overview) and Tools (University Tools, Academics, Academic Records, Campus Info, Campus Life). The main content area has a search bar and a large banner with the text "WELCOME TO THE ILLINOIS TECH Portal" and QR codes for downloading the app. Below the banner are four red buttons: Common Tools, Student, Register & Pay, and News & Events. The Widgets section includes: Upcoming Events (listing C & D Last Day of Courses/Exams - Summer 2024 and C & D Final Grades Due at Noon (CST) - Summer 2024), My Tasks (listing tasks like downloading the app, reviewing the dashboard, and trying the search feature), and Portal Preview Feedback (with a hand rating the portal).

ILLINOIS TECH Portal

Search

WELCOME TO THE  
ILLINOIS TECH Portal

Download Our App

Download on the App Store

GET IT ON Google Play

Common Tools Student Register & Pay News & Events

Widgets

Find New Widgets

Upcoming Events

Aug 3 All day C & D Last Day of Courses/Exams - Summer 2024

Aug 7 All day C & D Final Grades Due at Noon (CST) - Summer 2024

My Tasks

Download the Illinois Tech Portal app! Overdue: 8 days ago, Jul 18th

Review the new portal dashboard. Overdue: Yesterday, Jul 25th

Try out the Search feature. Overdue: Yesterday, Jul 25th

Look through Tools to see what is useful to you

Portal Preview Feedback

Find New Widgets

ILLINOIS TECH

Office of Technology Services

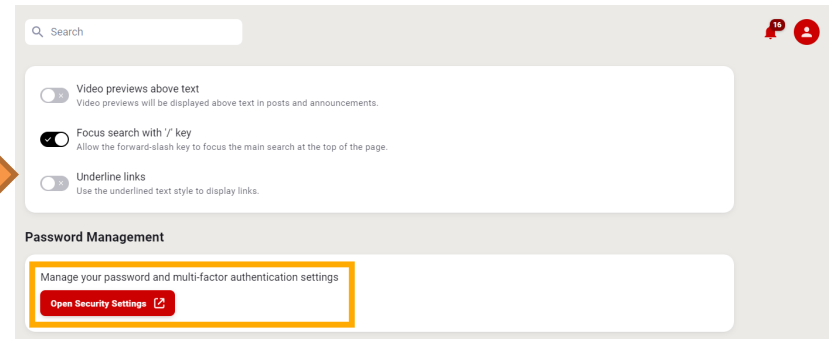
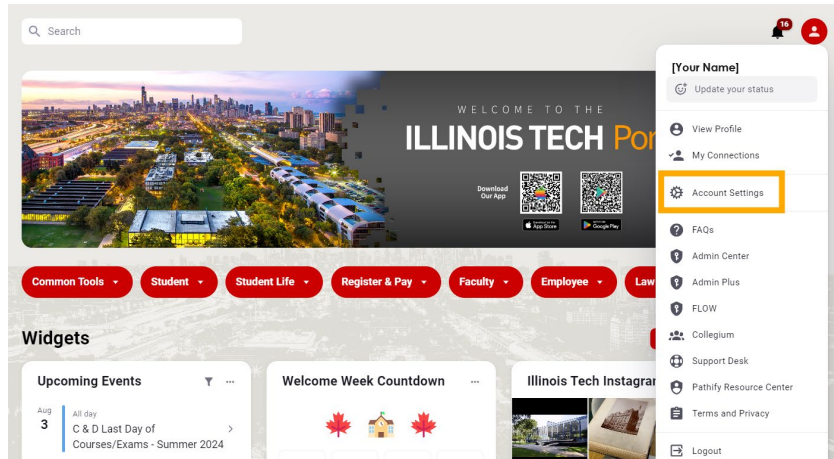
# ILLINOIS TECH Portal

<https://portal.iit.edu>

- Your one stop for student resources:
  - Class registration
  - Grades
  - Financial Aid
  - And more!
- Dashboard
  - Widgets
  - Quick links to common items
- Tasks
  - Your personal ‘to do’ list
- Announcements
  - Current university announcements
- Resources
  - General info
- Events and Calendars
  - Current events
- Tools
  - Links to other applications and services across the university

# ILLINOIS TECH Portal

## Password Reset



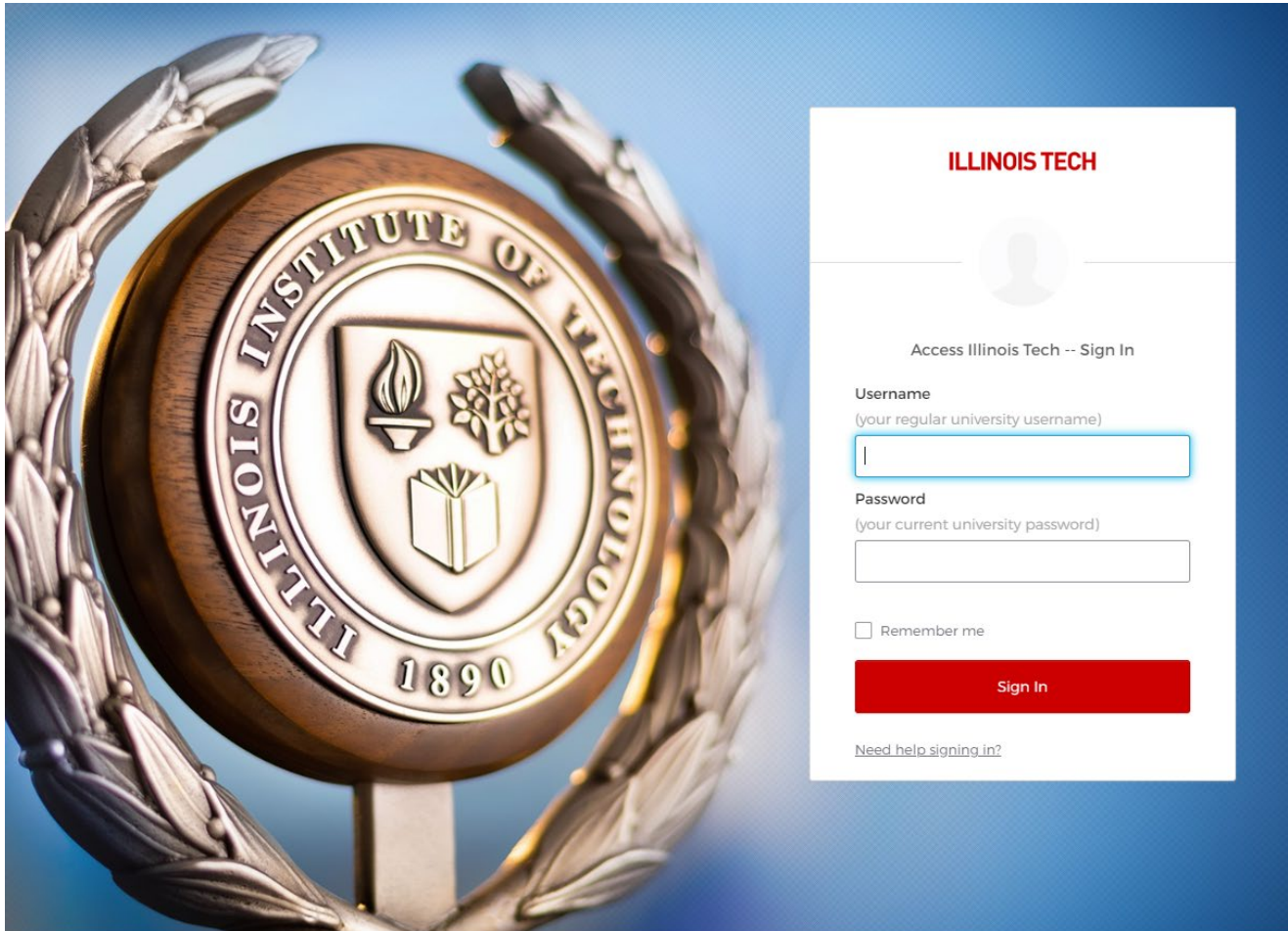
This screenshot shows the 'Change LDAP Password' form. It includes a list of password requirements, input fields for 'Current password', 'New password', and 'Confirm new password', and a 'Change Password' button at the bottom.



This screenshot shows the 'Change LDAP Password' form, identical to the previous one, but with the 'Edit' button in the top right corner highlighted with a yellow box.

# Access Illinois Tech

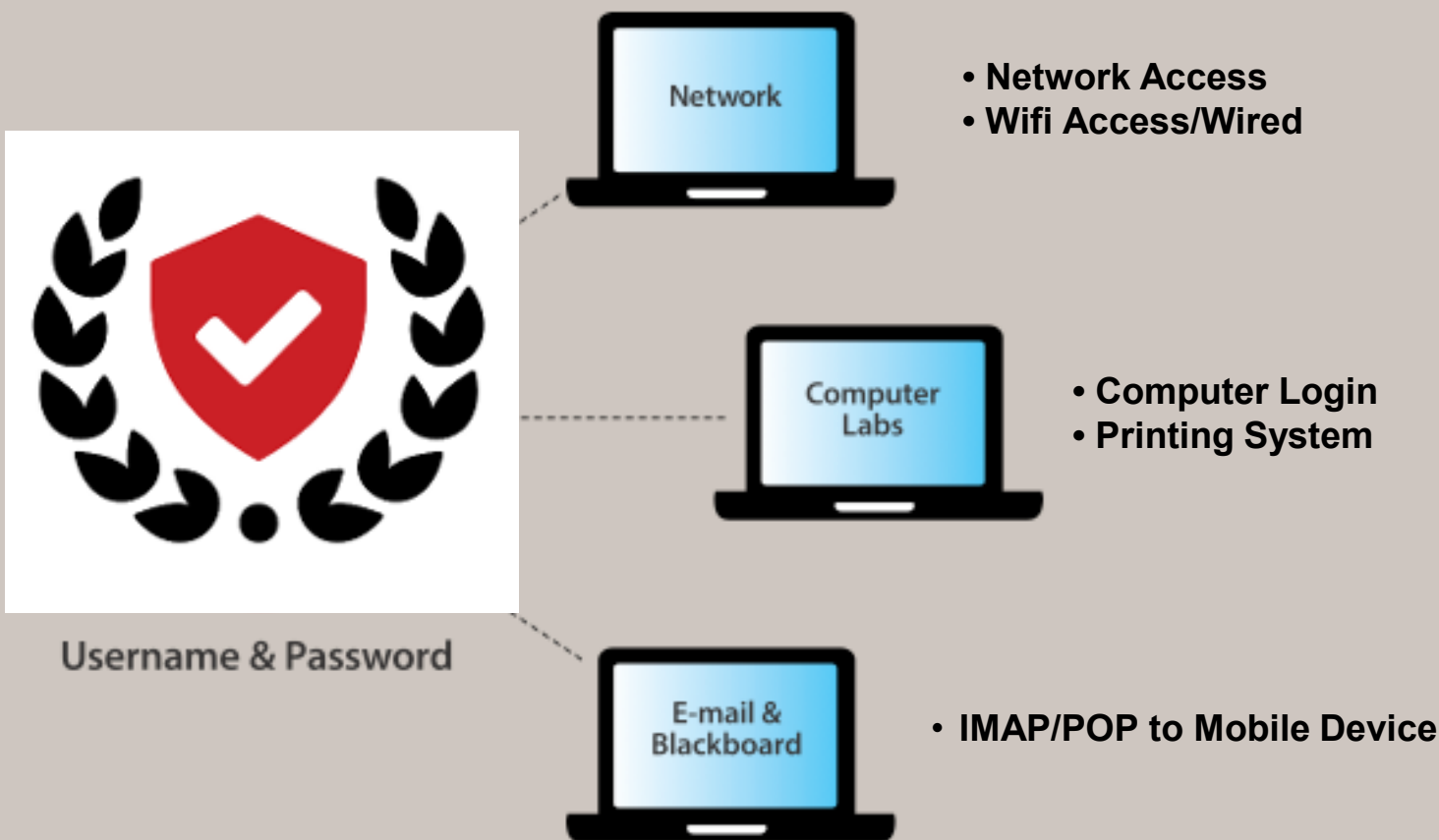
<https://access.iit.edu>



## Requirements

- Setup multi-factor authentication (MFA)
  - We recommend the Okta Verify App (Okta Push) as it is the easiest to use (you just tap 'Yes')
  - Text Message (SMS)
  - Phone call
- Setup Security Questions (used if you forget your password)

# Single Sign On



# NETWORK ACCESS

## Wireless Network

- Wireless is available across all campuses.
- Use '**IIT Secure**' or **eduroam**' as these are secure.
  - They work identically if on campus.
  - Illinois Tech participates in **eduroam**, allowing you to access wireless at other participating universities using your Illinois Tech login & password.
- 'IIT IoT' is available for devices that can't "logon" such as TVs, gaming devices, etc.
  - Use the 'IIT-IoT Device Registration' tile on Access Illinois Tech to register a device.

## Wired network

- Mies Campus: Rowe Student Village
- CLC Campus: Law Library & classrooms.

# HOW DO I GET CONNECTED?

- **Register each networked device using your IIT email address and password**
  - Laptop, Desktop, iPad, Gaming systems, Smart Phones, etc.

## *Mac Laptops*

- Connect to **eduroam** or **IIT-Secure**
- Login: **Your Illinois Tech email address** (UID@hawk.illinoistech.edu)
- Password: **Your Illinois Tech password**

## *Windows PCs*

- Connect to **eduroam** or **IIT-Secure**
- You will be prompted for your login & password.
- Use your **full email address** (UID@hawk.illinoistech.edu) as your login
- Password: **Your Illinois Tech password**




# HOW DO I GET CONNECTED?

## ***Apple iOS Devices***

*(iPads & iPhones)*

- Connect to **eduroam** or **IIT-Secure**
- Login: **Your Illinois Tech email address** (UID@hawk.illinoistech.edu)
- Password: **Your Illinois Tech password**



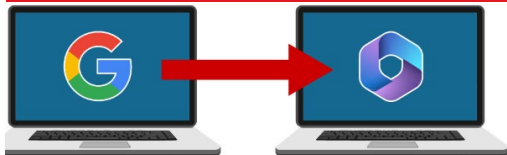
## ***Android Devices***

*(tablets & phones)*

- Connect to **eduroam** or **IIT-Secure**
- EAP type: **PEAP**
- Phase 2 Authentication: **MSCHAPv2**
- CA Certificate and Client certificate: **leave blank**
- Identity: **Your Illinois Tech email address** (UID@hawk.illinoistech.edu)
- Anonymous Identity: **leave blank**
- Password: **Your Illinois Tech password**

# Email Addresses

- Students: `UID@hawk.illinoistech.edu`
- Faculty and Staff: `UID@illinoistech.edu`



# Microsoft 365

→ Login through the Illinois Tech Portal using the 'Microsoft 365' link under quick Access.

→ Microsoft 365 includes:

- ◆ Microsoft Word
- ◆ Microsoft Excel
- ◆ Microsoft Power Point
- ◆ Microsoft One Note
- ◆ Microsoft Teams
- ◆ OneDrive
- ◆ And much, much more!




## Microsoft 365

→ You can also download the desktop applications to your devices!

# Instructional Technology

- Illinois Tech uses Canvas as our learning management system
- Login through Access Illinois Tech and select the 'Canvas' tile
- Your classes will be setup by your professors
- Some classes are recorded using Panopto. If your class is recorded, it will be available in Canvas.
- If you have a synchronous hybrid class, Zoom is used to join the class live



# VPN Remote Access

***Illinois Tech's Virtual Private Network (VPN) provides a secure network connection over the Internet between your device and the university network. The VPN offers secure access to information technology systems that are not otherwise available from off-campus.***

## ***Download and Install:***

- In a browser window, go to [vpn.iit.edu](https://vpn.iit.edu).
- Log in using your Access Illinois Tech username and password. Do not change the Group dropdown.
- After clicking the Login button, it will autodetect your operating system and provide a download button.
- Click the Download for... button.
- Once downloaded, run the installer and follow the prompts.

## ***Setup and Connect:***

- Launch the Cisco AnyConnect Secure Mobility Client.
- If the dropdown next to the Connect button is blank, type in “[vpn.iit.edu](https://vpn.iit.edu)” and click “Connect”
- Enter the following information and then click OK:
  - Group: IIT-VPN-USERS
  - Username: your full university email
  - Password: your Access Illinois Tech password
- You will receive an Okta Verify notification. If you do not use Okta Verify, visit the OTS website for instructions.



# COMPUTER LABS & OTHER SERVICES

## Computer Classrooms/Labs

– Computer labs are provided at the Convener Law Center and the Mies Campus for student use. They are available for your use when a class is not in session.

- CLC: 401, 405 & 900 (6 Macs and 6 PCs)
- Mies: AM 218 (29 PCs), CR 001 (34 PCs), GL UL (45 PCs), IT 14C5-1 (42 PCs), ITC7-1 (37 PCs), SB 112 (26 PCs), SB 112E (22 PCs), SB 112 F (22 PCs), SB 112J (46 PCs), TN 110 (30 PCs)
- Virtual Computer Lab (VCL): You don't have to visit a lab! You can access most software from any location at any time from your own device. Select "VCL" on Access Illinois Tech.

## Kiosk Computers

– Computers are scattered throughout the campuses for students' use

- CLC: Student lounge and concourse
- Mies: Residence halls, academic buildings and the MTCC

## Loaner Devices

– Laptop computers and mobile hotspots are available for checkout in the Galvin Library (Mies) and the 5<sup>th</sup> floor Support Desk (CLC).



# PRINTING



## How to print:

- Direct printing from labs and public computers
- Remote printing from you own PC/Mac
- Mobile printing from your tablet or smart phone

## Printer locations

- Located in most buildings on all campuses
- Black & White, Color, and Plotting (large format) are available in select locations.
- Printers are located here: <https://www.iit.edu/ots/services/student-printing>

## Send a print job

- To send a print job to the IIT\_BW or IIT\_Color printers, go to <https://print.iit.edu/>

## Add additional funds

- To add money to your printing account after you have used your free balance, log on to <https://get.cbord.com/iit/> and click on “Add Funds”.

# Keeping Your Technology Safe

- **Never share your password with anyone.**
  - **No one at Illinois Tech will ever ask you for your password.**
- **Do not share copyrighted materials or download anything illegal.**
  - It violates our Code of Conduct and federal laws.  
The consequences are serious!
- **Keep your operating system and browsers up to date**
  - It will help prevent you from getting and spreading malware.
- **Install anti-virus software**
- **Don't do anything that interferes with anyone else's ability to use the university's network and systems.**
  - Be a good member of the campus community.  
We recommend turning off Bluetooth if you aren't using it.

# Need Help?

- **OTS Website:** <https://iit.edu/ots>

- **OTS Support Desk:**

The OTS Support Desk is here to help you and can be reached in any of the following ways:

- **312.567.3375 or 7-DESK**
- **<https://services.iit.edu>**
- **Upper level of Galvin Library**
- **Conviser Law Center, Room 540**

- **Hours:** (walk-in hours vary)

Monday – Thursday: 8:00 AM – 9:00 PM

Friday: 8:00 AM – 7:00 PM

Saturday: 9:00 AM – 2:00 PM

## Technical assistance in following areas

- ✓ General technical help
- ✓ General applications help
- ✓ General device support (software only)
- ✓ Printing, wireless connectivity, Exams, Office 365
- ✓ Lab, Student Lounge and Public area computers
- ✓ Technical Training

